

DS-6400HDI-T Series Decoder



Features and Functions

- Supports private H.264, standard H.264, MJPEG, MPEG2 and MPEG4 video stream formats
- High-definition video output via DVI/VGA/HDMI interface and standard-definition video output via BNC interface
- Decode video stream at resolution of 8MP, 5MP, 3MP, 1080p, 720p, SVGA, VGA, 4CIF, DCIF, 2CIF, CIF and QCIF
- Supports of getting stream and decoding by channel zero and VGA/DVI local channel (not supported by DS-6401HDI-T)
- VCA decoding
- Window Spanning, roaming, and windowing
- One 10/100/1000Mbps self-adaptive Ethernet interface
- Supports TCP, UDP and Multicast network protocols
- Multiple DDNS settings: Peanut Hull, Dyndns, IPServer, and NO-IP



Specifications

Model		DS-6401HDI-T
Audio/ Video Output	VGA Output	1-ch
		1920 × 1080 @ 50/60Hz, 1600 × 1200 @ 60Hz, 1280 × 1024 @ 60Hz, 1280 × 720 @ 50/60Hz, 1024 × 768 @ 60Hz
	HDMI Output	1-ch
		1920 × 1080 @ 50/60HZ, 1600 × 1200 @ 60Hz, 1280 × 1024 @ 60Hz, 1280 × 720 @ 50/60Hz, 1024 × 768 @ 60Hz
	CVBS Output (without audio)	1-ch
Audio Output	1-ch, RCA connector	
Audio/ Video Decoding	Video Stream Format Supported	H.264/MJPEG/MPEG4/MPEG2/Private
	Audio Stream Format Supported	G.722/G.711A/G.711U/MPEG2-L2/AAC
	Decoding Capability	8MP: 1-ch 5MP: 2-ch; 1080p: 4-ch; 720p: 8-ch; 4CIF: 16-ch
	Split Screen	1/4/9/16
Fluent Decoding	Decoding Capability	1/4 decoding capability contrast to the normal mode
External Interface	Network Interface	1; 10/100/1000 Mbps self-adaptive Ethernet interface
	Serial Interface	1 RS-232 (DB9), 1 RS-485
	Two-Way Audio In	1-ch, 3.5 mm connector (2.0 Vp-p, 1 k Ω)
	Two-Way Audio Out	1-ch, 3.5 mm connector (2.0 Vp-p, 1 k Ω)
	Alarm In	4
	Alarm Out	4
General	Power Supply	12 VDC
	Power Consumption	≤ 15 W
	Working Temperature	-10° C to 55° C (14° F to 131° F)
	Working Humidity	10% to 90%
	Dimensions (W×D×H)	220 × 180 × 45 mm (8.66" × 7.09" × 1.77")
	Weight	≤1.2 kg (2.65 lb)

Specifications


Model		DS-6404HDI-T	DS-6408HDI-T
Audio/ Video Input/output	DVI Output	4-ch	8-ch
		1920 × 1080 @ 60/50Hz, 1600 × 1200 @ 60Hz, 1280 × 1024 @ 60Hz, 1280 × 720 @ 50/60Hz, 1024 × 768 @ 60Hz	
	CVBS Output (without audio)	2-ch	4-ch
		DB15 connector (used with the DB15-to-BNC adapter)	
	Video Input	1-ch, VGA connector; 1-ch, DVI-I connector XGA @ 60Hz, 720p @ 60Hz, 720p @ 50Hz, UXGA @ 60Hz, SXGA @ 60Hz, 1080p @ 50Hz, 1080p @ 60Hz, 1080i @ 50Hz, 1080i @ 60Hz, WXGA @ 60Hz, WSXGA+ @ 60Hz	
Audio Output	4-ch, DB15 connector	8-ch, DB15 connector	
Audio/ Video Decoding	Video Stream Format	H.264/MJPEG/MPEG4/MPEG2/Private	
	Audio Stream Format	G.722/G.711A/G.711U/MPEG2-L2/AAC	
	Decoding Capability	8MP: 2-ch 5MP: 4-ch 1080p: 8-ch 720p: 16-ch 4CIF: 32-ch	8MP: 4-ch 5MP: 8-ch 1080p: 16-ch 720p: 32-ch 4CIF: 64-ch
	Split Screen	1/4/9/16	
	Screen Spanning Mode	1 × 2, 1 × 3, 1 × 4, 2 × 1, 2 × 2	1 × 2, 1 × 3, 1 × 4, 2 × 1, 2 × 2, 2 × 3, 3 × 2, 2 × 4, 4 × 2
Fluent Decoding	Decoding Capability	1/4 decoding capability contrast to the normal mode	
External interface	Network Interface	1; 10/100/1000 Mbps self-adaptive Ethernet interface	
	Serial Interface	1 RS-232 (DB9), 1 RS-485	
	USB Interface (reserved)	2, USB 2.0	
	Two-Way Audio In	1-ch, 3.5 mm connector (2.0 Vp-p, 1 kΩ)	
	Two-Way Audio Out	1-ch, 3.5 mm connector (2.0 Vp-p, 1 kΩ)	
	Alarm In	4	
	Alarm Out	4	
General	Power Supply	100 to 240 VAC	
	Power Consumption	≤ 108 W	
	Working Temperature	-10° C to 55° C (14° F to 131° F)	
	Working Humidity	10% to 90%	
	Dimensions (W×D×H)	440 × 340 × 70 mm (17.32" × 13.39" × 2.76")	
	Weight	≤ 5.2 kg (11.46 lb)	

Specifications

Model		DS-6410HDI-T	DS-6412HDI-T	DS-6416HDI-T
Audio/ Video Output	DVI Output	10-ch	12-ch	16-ch
		1920 × 1080 @ 60/50Hz, 1600 × 1200 @ 60Hz, 1280 × 1024 @ 60Hz, 1280 × 720 @ 50/60Hz, 1024 × 768 @ 60Hz		
	CVBS Output (without audio)	5-ch	6-ch	8-ch
		DB15 connector (used with the DB15-to-BNC adapter)		
	Video Input	1-ch, VGA connector; 1-ch, DVI-I connector XGA@60Hz, 720P@60Hz, 720P@50Hz, UXGA@60Hz, SXGA@60Hz, 1080P@50Hz, 1080P@60Hz, 1080I@50Hz, 1080I@60Hz, WXGA@60Hz, WSXGA+@60Hz		
Audio Output	16-ch, DB15 connector			
Audio/ Video Decoding	Audio Output	16-ch, DB15 connector		
	Video Stream Format	H.264/MJPEG/MPEG4/MPEG2/Private		
	Audio Stream Format	G.722/G.711A/G.711U/MPEG2-L2/AAC		
	Decoding Capability	8MP: 5-ch 5MP: 10-ch; 1080p: 20-ch; 720p: 40-ch; 4CIF: 80-ch	8MP: 6-ch 5MP: 12-ch; 1080p: 24-ch; 720p: 48-ch; 4CIF: 90-ch	8MP: 8-ch 5MP: 16-ch; 1080p: 32-ch; 720p: 64-ch; 4CIF: 100-ch
	Split Screen	1/4/9/16	1/4/9/16	1/4/9/16
	Screen Spanning Mode	1 × 2, 1 × 3, 1 × 4, 2 × 1, 2 × 2, 2 × 3, 2 × 4, 2 × 5, 3 × 2, 3 × 3, 4 × 2, 5 × 2	1 × 2, 1 × 3, 1 × 4, 2 × 1, 2 × 2, 2 × 3, 2 × 4, 2 × 5, 3 × 2, 3 × 3, 4 × 2, 5 × 2, 3 × 4, 4 × 3	1 × 2, 1 × 3, 1 × 4, 2 × 1, 2 × 2, 2 × 3, 2 × 4, 2 × 5, 3 × 2, 3 × 3, 4 × 2, 5 × 2, 3 × 4, 4 × 3, 5 × 3, 3 × 5, 4 × 4
Fluent Decoding	Decoding Capability	1/4 decoding capability contrast to the normal mode		
External interface	Network Interface	1; 10/100/1000 Mbps self-adaptive Ethernet interface		
	Serial Interface	1 RS-232 (DB9), 1 RS-485		
	USB Interface (reserved)	2, USB 2.0		
	Two-Way Audio In	1-ch, 3.5 mm connector (2.0 Vp-p, 1 kΩ)		
	Two-Way Audio Out	1-ch, 3.5 mm connector (2.0 Vp-p, 1 kΩ)		
	Alarm In	4		
	Alarm Out	4		
General	Power Supply	100 to 240 VAC		
	Power Consumption	≤ 108 W		
	Working Temperature	-10° C to 55° C (14° F to 131° F)		
	Working Humidity	10% to 90%		
	Dimensions (W×D×H)	440 × 340 × 88 mm (17.32" × 13.86" × 3.46")		
	Weight	≤6.4 kg (14.12 lb)		

Physical Interfaces

Front Panel of DS-6401HDI-T




Index	Name	Description
1	POWER	Power LED indicator
2	LINK	Network connection LED indicator
3	Tx/Rx	Data transmitting/receiving status LED indicator
4	HDMI Video Output	HDMI output of decoded video
5	VGA Video Output	VGA output of decoded video
6	Audio Output	Audio output, 3.5 mm connector
7	Video Output	Video output, BNC connector

Front Panel of DS-6404/6408/6410/6412/6416HDI-T



Index	Name	Description
1	POWER	Power LED indicator
2	LINK	Network connection LED indicator
3	Tx/Rx	Data transmitting/receiving status LED indicator

Rear Panel of DS-6401HDI-T

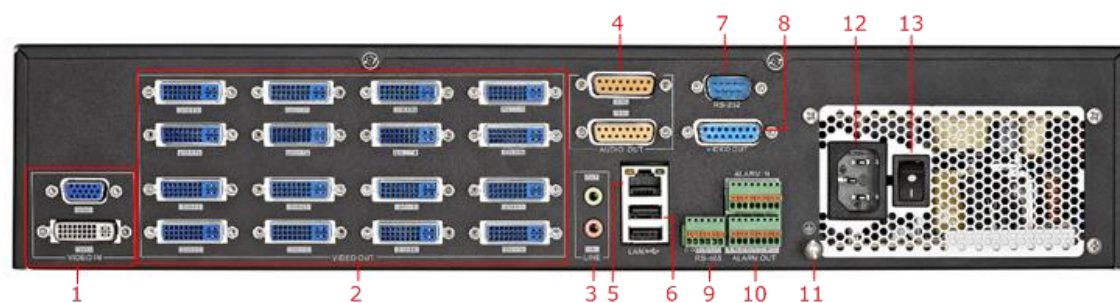



Index	Name	Description
1	LINE IN/OUT	Two-way audio input/output, 3.5 mm connector.
2	LAN	10/100/1000 Mbps Ethernet interface
3	RS-232 Serial Interface	Connect to RS-232 devices, e.g., PC, etc.
4	RS-485 Serial Interface	Connect to RS-485 devices, e.g., keyboard, etc.
5	Alarm In	4 alarm inputs
6	Alarm Out	4 alarm outputs

Rear Panel of DS-6404/6408/6416HDI-T



The rear panel of DS-6404HDI-T is similar with that of DS-6408HDI-T.



Index	Name	Description
1	VGA Video Input	VGA video input
	DVI-I Video Input	DVI-I video input (support DVI-to-VGA adapter)
2	DVI-I Video Output	DVI output of decoded video
3	LINE IN/OUT	Two-way audio input/output, 3.5 mm connector.
4	AUDIO OUT	DB15 connector for audio out
5	LAN	10/100/1000 Mbps Ethernet interface
6	USB Interface	Reserved
7	RS-232 Serial Interface	Connect to RS-232 devices, e.g., PC, etc.
8	VIDEO OUT	DB15 connector for video output
9	RS-485 Serial Interface	Connect to RS-485 devices, e.g., keyboard, etc.
10	Alarm In	4 alarm inputs
	Alarm Out	4 alarm outputs
11	GND	Grounding
12	Power Supply	Power input interface
13	Power Switch	Power on/off switch

Available Models

DS-6401HDI-T, DS-6404HDI-T, DS-6408HDI-T, DS-6410HDI-T, DS-6412HDI-T, DS-6416HDI-T

Distributed by



HIKVISION®

Headquarters

No.555 Qianmo Road, Binjiang District,
Hangzhou 310051, China
T +86-571-8807-5998
overseasbusiness@hikvision.com

Hikvision USA
T +1-909-895-0400
sales.usa@hikvision.com

Hikvision Italy
T +39-0438-6902
info.it@hikvision.com

Hikvision Singapore
T +65-6684-4718
sg@hikvision.com

Hikvision Africa
T +27 (10) 0351172
sale.africa@hikvision.com

Hikvision Europe
T +31-23-55-42-770
info.eu@hikvision.com

Hikvision France
T +33(0)1-85-330-450
info.fr@hikvision.com

Hikvision Oceania
T +61-2-8599-4233
salesau@hikvision.com

Hikvision Hong Kong
T +852-2151-1761

Hikvision Middle East
T +971-4-8816086
salesme@hikvision.com

Hikvision Spain
T +34-91-737-16-55
info.es@hikvision.com

Hikvision Canada
T +1-909-895-0400
sales.usa@hikvision.com

Hikvision Russia
T +7-495-669-67-99
saleru@hikvision.com

Hikvision Poland
T +48-22-460-01-50
poland@hikvision.com

Hikvision Korea
T +82-31-731-8841
sales.korea@hikvision.com

Hikvision India
T +91-22-28469900
sales@pramahikvision.com

Hikvision UK
T +01628-902140
support.uk@hikvision.com

Hikvision Brazil
T +55 11 3318-0050
Latam.support@hikvision.com